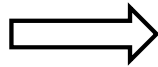



Micro Dot Lights checking steps :

PLEASE ALWAYS UNPLUG YOUR TREE FIRST BEFORE DO THE FOLLOWING STEPS

1. Locate the connector of unlit string on each branch near the pole





2. Insert the screw driver into empty space, push in, then dig the connector out



3. Pull out the connector



4. Re-insert the connector.(
Please turn the other
direction if it is hard to plug
in.)



5. Plug in the connector.(
Please turn the other
direction if it is hard to plug
in.)

